

2012 Postgraduate Taught Experience Survey (PTES) Results Summary

Introduction

This report provides a summary of the results of the PTES 2012 survey of current School master's degree students, held between 11 April and 11 June 2012. The 2012 survey is the first time that the School participated in the PTES.

Summary of results

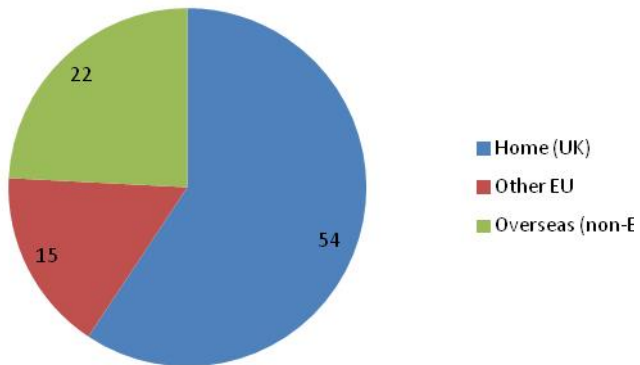
- **The School received a much higher response rate than the national average.** 92 respondents completed the survey representing a 44.7% response rate. The national response rate was 24.7% (54,640 students).
- **There were responses from students of the majority of the School's master's degrees**, although in some cases there was only one response, which skews the Institute- or degree-specific results.
- **The majority of respondents are UK-domiciled students:** 59% were UK, 17% other EU and 24% overseas.
- **While the majority of respondents hold full-time study status (52%), more than half are working in paid employment while studying (56%).** Of those students in paid employment, 42% are working more than 30 hours per week. Different levels of support and flexible study arrangements are important to working students, a growing trend among postgraduate students, especially in the humanities and social sciences.
- **The overall level of satisfaction experienced by respondents is good, with 91% of respondents stating that their expectations were either met or exceeded.** Areas where expectations had not been met were in organisation and management and in career and professional development.
- **Initial satisfaction levels are on the whole higher than the national averages.**

Area of satisfaction:	School 2012 respondents	PTES 2012 respondents	SAS comparison with national averages
The overall experience of the course has met or exceeded my expectations	91%	89%	↑
Learning resources have met or exceeded my expectations	95%	90%	↑
Skills and personal development expectations have been met or exceeded	93%	92%	↑
The quality of teaching and learning has met or exceeded my expectations	90%	86%	↑
Career and professional development expectations have been met or exceeded	82%	89%	↓
Assessment and feedback expectations have been met or exceeded	87%	79%	↑

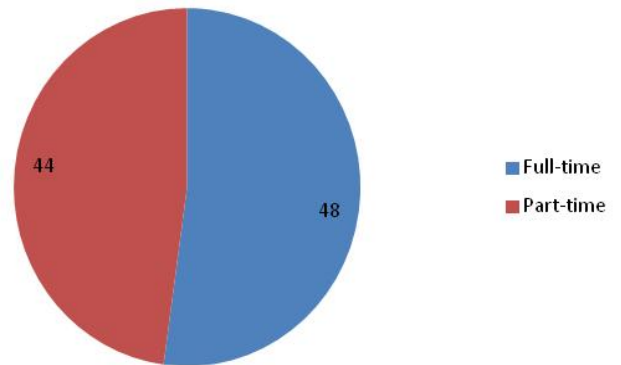
The course is intellectually stimulating	93%	82%	↑
Organisation and management expectations have been met or exceeded	82%	81%	↑
The overall impression of teaching quality is consistently good	53%	38%	↑
The teaching and learning methods are effective for this type of programme	89%	80%	↑
There is sufficient contact time between staff and students to support effective learning	80%	68%	↑
I was happy with the teaching I received from staff on my course	87%	73%	↑

Survey Results: Demographics

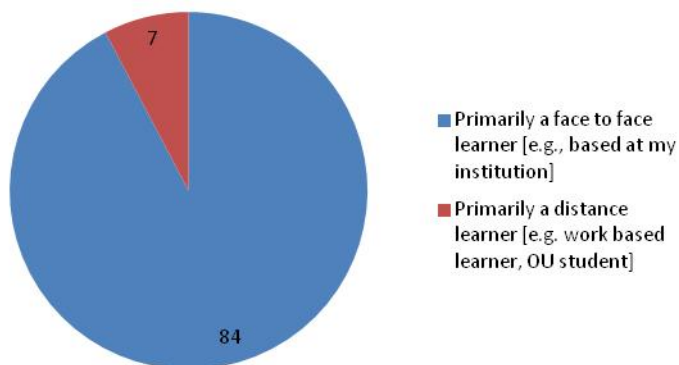
Fee status of respondents



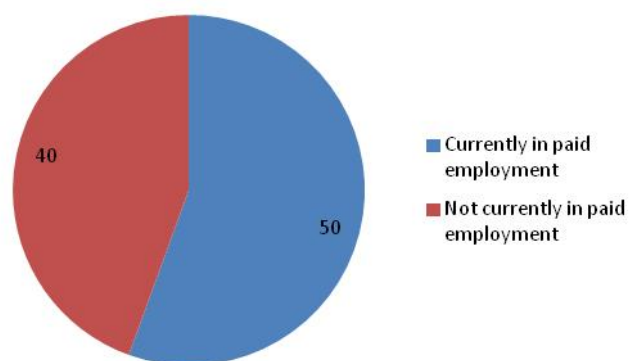
Study status of respondents



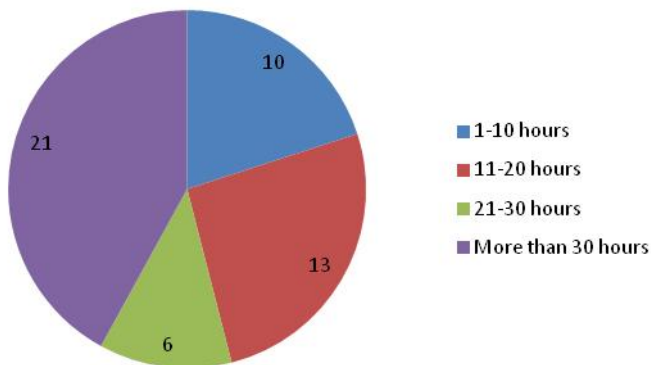
Type of learner



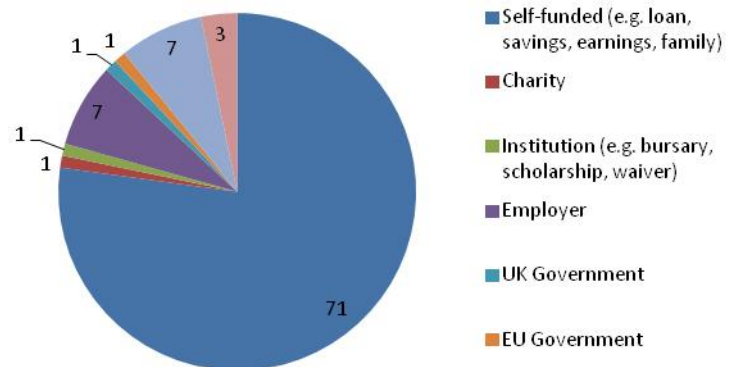
Employment status



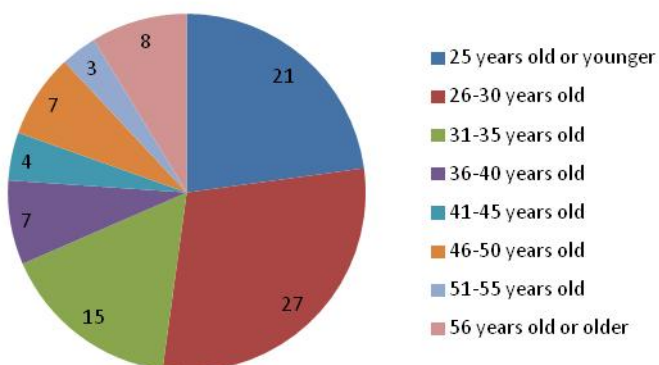
Hours of paid employment in a typical (term-time) week



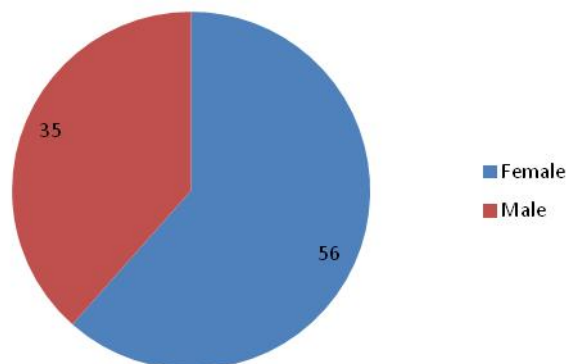
Source of funding



Age range of respondents



Gender



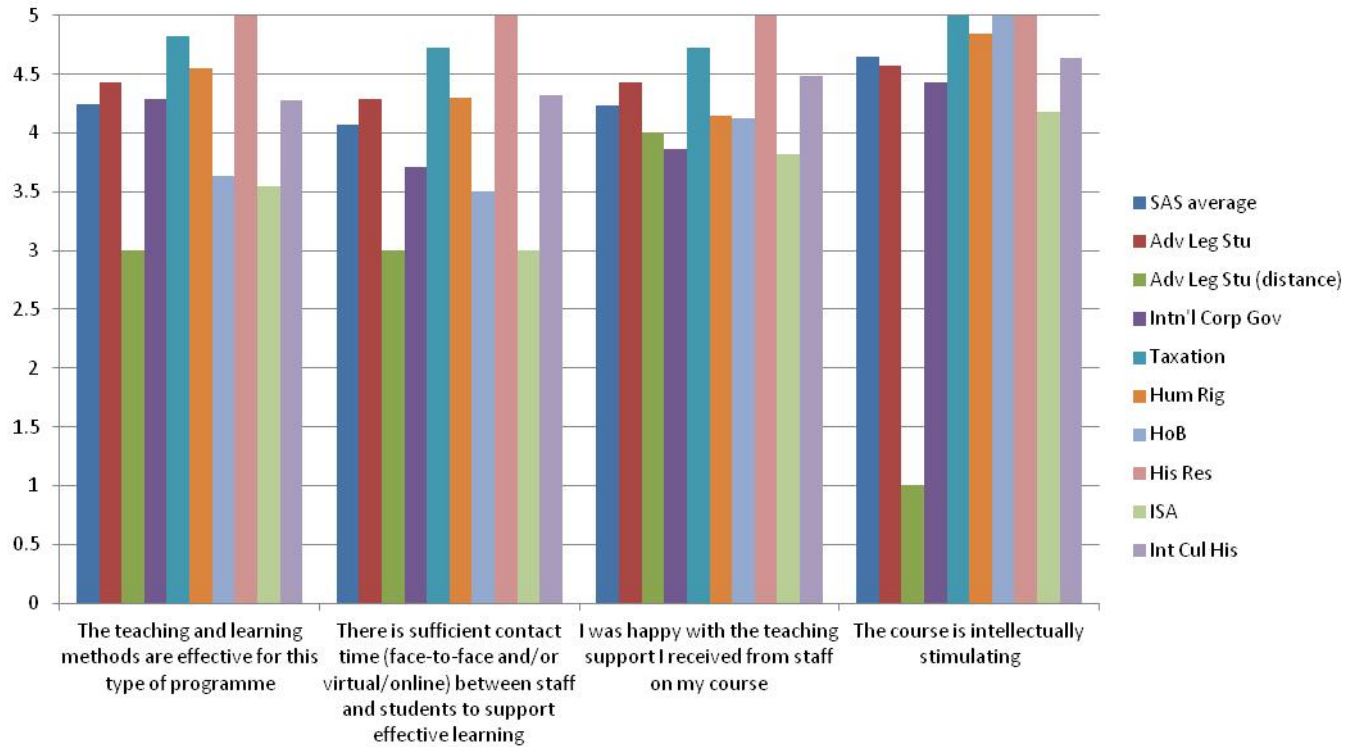
Survey Results: Quality of teaching and learning

Respondents marked the extent to which they agree with each programme as follows:

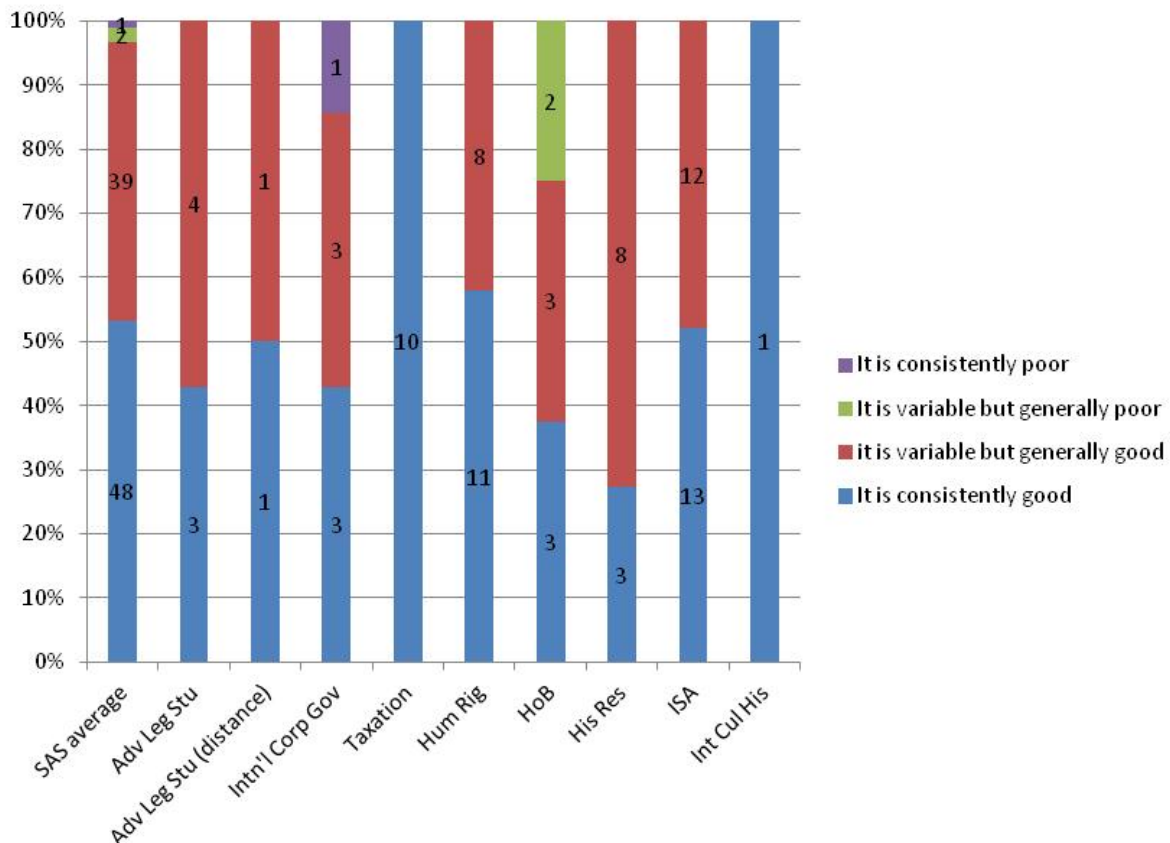
5 = definitely agree, 4 = mostly agree 3 = neither agree nor disagree, 2 = mostly disagree, 1 = definitely disagree

97% of respondents felt that the quality of teaching overall was either consistently good or variable but generally good.

Satisfaction with teaching and learning methods

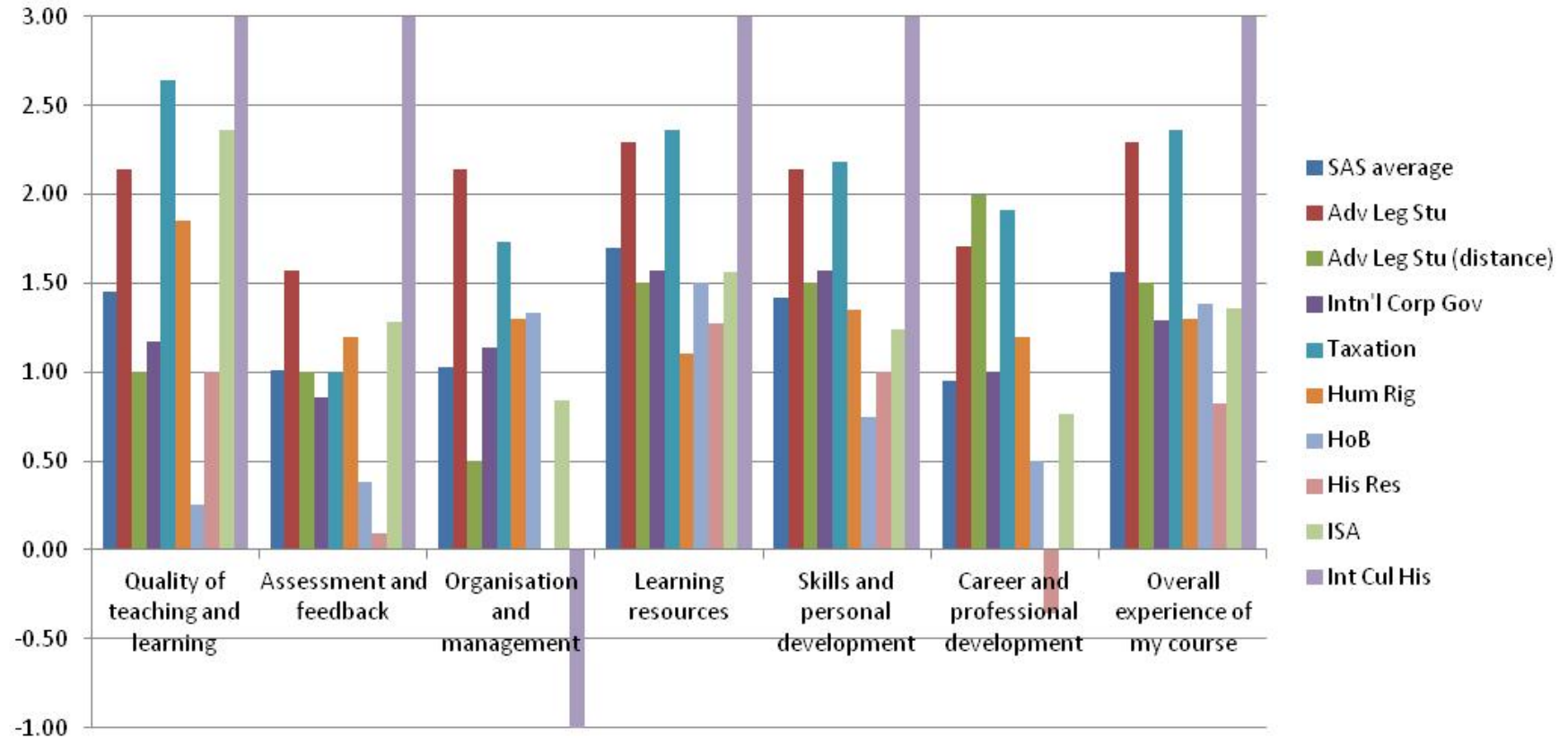


Overall impression of teaching quality



Overall satisfaction

91% of respondents indicated that their overall expectations of the course had been met or exceeded. There were areas where expectations were not met in the case of a particular course: in course organisation; and in career and professional development.



3 = It definitely exceeded my expectations

0 = It met my expectations

-3 = It definitely did not meet my expectations